


Lives Post + Beam



okamura

Borderless Connection

Light partitions, tight connections. Better spaces for teams.



From a sense of belonging to a culture of innovation

Subtle, adjustable boundaries, offer places for authentic conversations, that build trust, care and a sense of belonging. These powerful connections will help teams collaborate more effectively and contribute to a creative and innovative team culture.



reddot winner 2023



A “room-within-a-room” to create diverse spaces

Lives Post + Beam is a simple, modular system that can shape a range of new spaces in the open-plan office. The post and beam structure helps define zones that invite teams into diverse settings. A comfortable ‘room within a room’ can help teams to share and connect together. The system is simple to install, and requires no major construction work.

Open meeting area

Movable whiteboard panels together with chairs and tables on casters, create highly flexible spaces for meetings.



Add a café setting

This central café zone combines a high counter bench and chairs for spontaneous catchups. Fixed panels shield working teams on one side and create a casual lounge zone on the other.

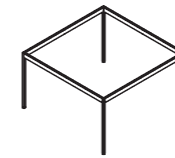


Enhance a team project space

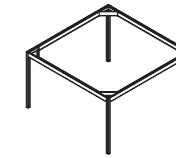
Create a comfortable working space for project teams—add shelves for shared work tools and supplies.



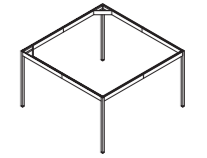
Module



Standard




Movable panel beams with 4 corner rails



Movable panel beams with 2 corner rails



Single unit



Add-on unit

Install Lives Post+Beam as a single unit, or create even more spaces with add-on units.

		Beam standard lengths*1			Beam extended lengths*2	
		94 1/2" (2,400)	106 5/16" (2,700)	126" (3,200)	141 3/4" (3,600)	189" (4,800)
Standard	Single Unit	•	•	•	•	•
	Add-on	•	•	•	•	•
Beams with 4 corner rails	Single Unit	•	•	•	•	•
	Add-on	•	•	•	•	•
Beams with 2 corner rails	Single Unit	•	•	•	•	•
	Add-on	•	•	•	•	•

inches(mm)

*1 Standard length beams are a single piece

*2 Extended length beams are made of two interlocking pieces for easier assembly

How it works

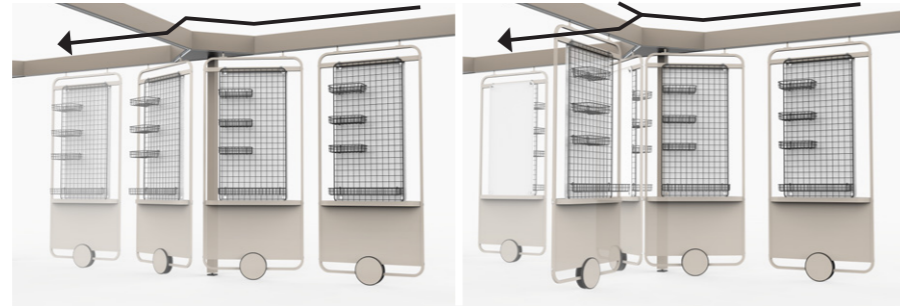
Flexible layout changes

Light and easy to slide, the movable panels offer flexibility. Teams can simply adjust the boundaries for different activities or group sizes, at any time.



Innovative angled rail

An angled rail allows movable panels to slide across the post. A T-junction 'turning bay' lets the team flip panels from front to back, or rearrange their order along the beam.



Sliding across the post

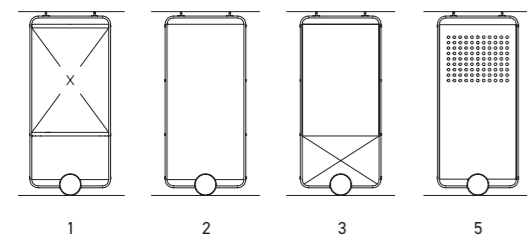
Flipping panels from front to back

Panels

There are three types of panels: movable panels, fixed panels and full fixed panels. Full fixed panels are like an enclosed wall from beam to floor, while other panel types are semi enclosed, with a gap above and below. Open + spandrel panels can be equipped with accessories such as a whiteboard, a sound-absorbing felt board, or a transparent acrylic board that can be used for writing and that does not obstruct the view.

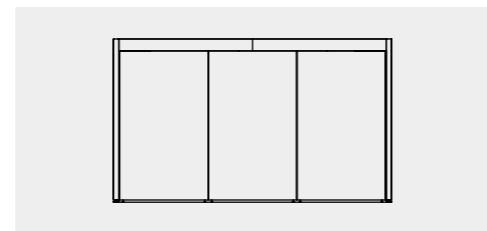


Movable Panel

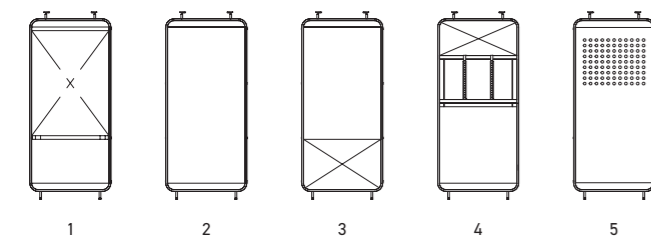


1. Open + Spandrel
2. Whiteboard
3. Whiteboard + Open
4. Monitor + Open
5. Felt

Full fixed panel



Fixed Panel



Accessory

- Wire
- Whiteboard
- Felt board




Surfaces

Lives Post + Beam has a larger color and texture selection than conventional products, so matching office décor is easy. The matte-texture paint finishes work especially well with subdued interior styles.



Felt and spandrel movable panels



Matte texture paint colors

Color

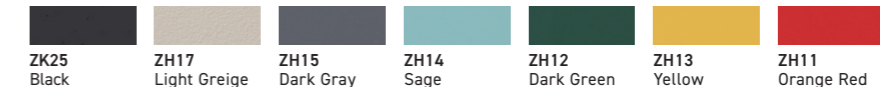
Steel colors

Bake coating



ZA75
Neo White

Satin



ZK25
Black

ZH17
Light Greige

ZH15
Dark Gray

ZH14
Sage

ZH12
Dark Green

ZH13
Yellow

ZH11
Orange Red

ZJ49
Deep Gray

ZF71
Mist Gray

ZF72
Soft Gray

ZF73
Sepia Black

ZF74
Pale Gray

Matte



ZH96
Matte Gray

ZH97
Matte Ash Green

ZH99
Matte Ash Red


ZJ91
Matte Grayish Blue

ZJ92
Matte Grayish Green

ZJ93
Matte Grayish Yellow

ZJ94
Matte Grayish Red

Additional steel colors for spandrel wall



ZE61
Light

ZE50
Natural

ZE62
Medium

ZE63
Dark

Whiteboard



ZC68
Whiteboard

Felt panel colors



FJZ0
Beige

FJZ1
Dark Brown

FJZ2
Light Gray

FJZ3
Gray

FJZ4
Dark Gray

FJZ5
Indigo

FJZ6
Sage

FJZ7
Green

FJZ8
Yellow

FJZ9
Orange Red

Certification



okamura