

Meeting Chair

e.n.a.

Instructions for Use




1. Safety Instructions (Make sure to follow these instructions)

Information on Graphic Symbols

This Instruction Manual and indications on the products use various types of symbols to help you safely and correctly use the products, preventing you, people nearby, and properties from being damaged. The symbols mean as shown below. Make sure to understand the meaning of the symbols well before reading the instructions.

 CAUTION	This indicates that improper handling may cause injury or property damage.
--	--

 The symbols are there to call your attention to the parts indicated.

CAUTION

Avoid rough handling and use for other than the intended purpose. Failure may cause damage to the product or you to fall and get injured.

- Do not use this product as a step stool.
- Do not stand, jump, lean heavily, or sit unsteadily on the chair.
- Do not sit on other than the seat.



Observe the following as failure may damage the product or cause you to fall.

- Do not leave any abnormalities as is during use. Failure may cause the main unit to be broken and cause injury.
- Do not use the product with loose bolts or screws. Failure may cause the main unit to be broken and cause injury.
- Do not use the product with any parts removed.

Do not put your fingers or hands into the spaces of the product. This may lead to injuries.

Do not disassemble or repair on your own.

- Do not attempt to disassemble or repair the product yourself. Please contact our official dealers when needed.
- Do not use the product with loose bolts or screws. Failure may cause the main unit to be broken and cause injury.

Never remodel the product. Failure may cause a malfunction or accident.

- Remodeling by the customer may cause a malfunction. In that case, Okamura will not take any responsibility or liability for any phenomena caused.
- If you need to remodel the product, contact our Customer Service.

2. Operating Precautions

Please follow the instructions below. Failure may cause damage to the product. In that case, Okamura will not take any responsibility or liability for any phenomena caused.

Precautions on Installation

Be sure to use the product indoors.

- Do not use the product outdoors or in places exposed to water. Failure may cause damage such as warping and mold.

Avoid places with high temperature, high humidity, and extreme dryness. Failure may cause deformation, discoloration, and mold.

Avoid places directly exposed to heat or wind from stoves or air conditioners. Failure may cause deformation or discoloration.

Avoid places exposed to direct sunlight. Failure may cause deformation or discoloration.

- When installing the product near windows, constantly block direct sunlight with curtains, blinds, etc.

Use On a flat surface

- Do not use this product on an uneven floor. Otherwise, distortion of the unit and malfunction of movable parts may occur.

2. Operating Precautions

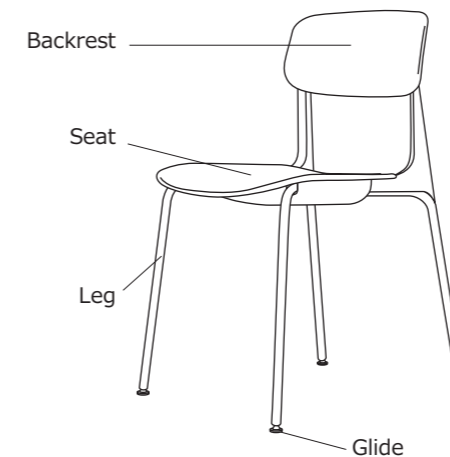
Appropriate Ventilation Measures

- Immediately after the purchase, there are some cases in which chemical substances are emitted a lot. Be sure to implement sufficient ventilation for a while.
- If the room becomes extremely hot and humid (temperature 28°C, relative humidity over 50% as a guide), do not close the windows completely.

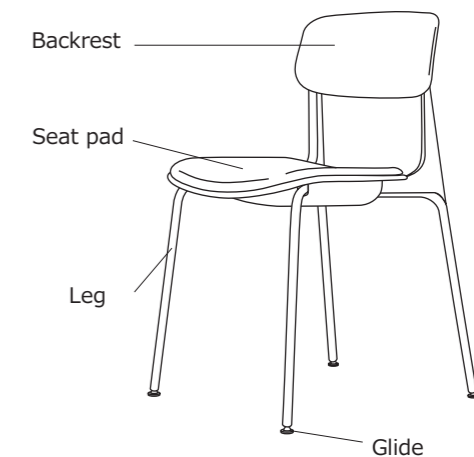
3. How to use the product

Part Names

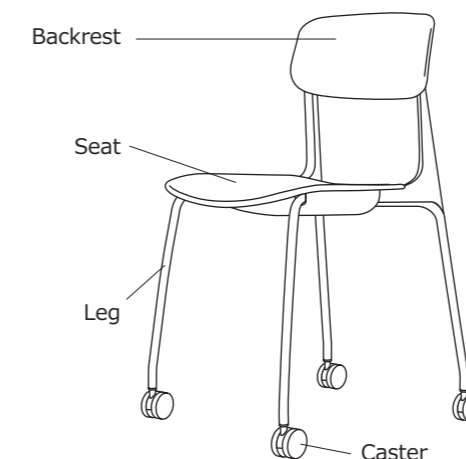
■ 4-leg type Backrest without Pad



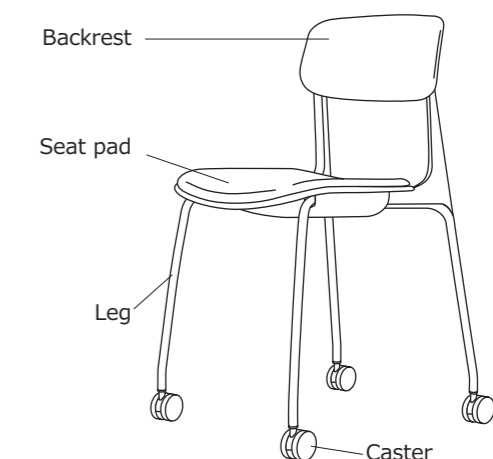
Backrest with Pad



■ 4-leg type with casters Backrest without Pad



Backrest with Pad

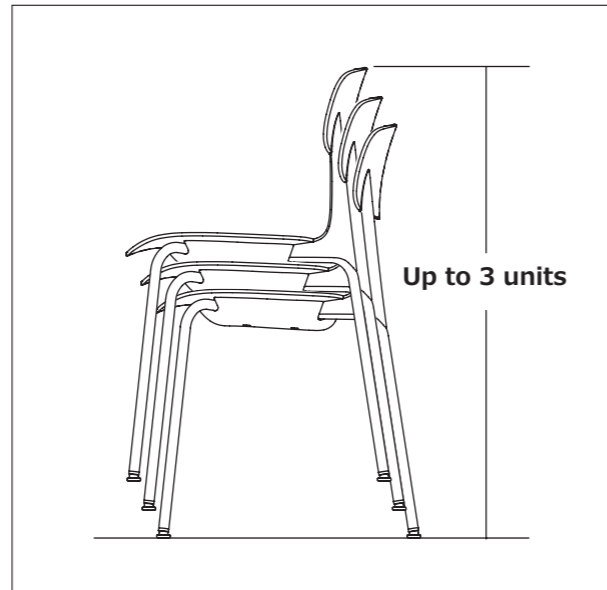


3. How to use the product

How to use the product

■ Stacking

Up to 3 chairs can be stacked. Holding the sides of the seat, place the chair onto the seat of another one. Take care when stacking chairs, because if one seat is misaligned horizontally (when viewed from the front), the seat surface may come into contact with leg ends or casters, and this could stain the seat or damage the seat surface.



⚠ CAUTION

- Do not use the product with any parts removed.
- Do not move while stacked. Otherwise overturning or damage could occur.

Troubleshooting

Problem	Check	Solution	Page
Casters do not move smoothly.	Are they tangled with lint or wool?	Remove lint or wool or replace the casters.	*
Casters are slippery.	Are you using nylon casters on hard floors such as a plastic tile floor?	Use soft casters.	
Chair makes noise.	From which part of the chair do you hear the noise?	Contact our dealer or Customer Service.	-

*Please contact an official dealer.

4. Instructions to Extend the Life of Product

Please follow the instructions below. Failure may cause damage to the product. In that case, Okamura will not take any responsibility or liability for any phenomena caused.

Operating Precautions and Maintenance

- If the product has become unsteady due to loosening of the bolts or screws during use, retighten them immediately.
- Avoid direct exposure to steam. Failure will cause rust.
- Wipe off any water on the product with a dry and soft cloth
- This Instruction Manual is very important, so store it in an easily accessible location.
- Regular maintenance is recommended for long-life use. Please request us early for inspections and repairs (fees required) when the warranty has expired.

Daily Care Instructions

[Cloth part]

- Brush with a soft brush or tap the surface softly and vacuum to remove dust to avoid damaging the cloth.
- When it gets dirty after extended period of time, wipe with a well wrung soft cloth moistened with thin neutral detergent. Wipe clean with a damp cloth. Be sure to wipe detergent completely and wipe again with a dry cloth to dry it.
- When using alkaline electrolyzed water to remove stains, spray directly on the stain and brush with a soft brush taking care not to damage the cloth. Then, wipe the moisture and stain to remove and wait for the cloth to dry.
- When it gets an oily stain, dab and remove it by using a dedicated stain remover immediately. Then wipe with a soft cloth dampened with water, followed by a dry cloth to dry. Stains may be permanent depending on the material.

〈Cushion〉

- Remove stains as quickly as possible.
- Avoid causing a circular stain, remove not only the stain but also wipe off thoroughly around the stain.
- Try the cleaner on inconspicuous area first since the surface may discolor or deteriorate by using it.

[Resin Part]

- Wipe with a well wrung soft cloth moistened.
- If dirt is noticeable, wipe it off with a well wrung soft cloth moistened with thin neutral detergent. Be sure to remove detergent completely with a damp cloth and wipe again with a dry cloth to dry it.

〈Cushion〉

- Do not use the following items which will damage the coating.
- Thinner, benzine, alcohol, cresol, hypochlorous acid, lacquers, petroleum, vinegar, hot water (or high-pressure steam), polishing powders, etc.

[Steel part]

- Wipe off with a dry soft clean cloth.
- Immediately wipe off any water.
- Immediately wipe off any dust or fingerprints (sebum).

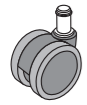
〈Cushion〉

- Immediately wipe off any moisture, fingerprints (oil secretions from hands), etc.

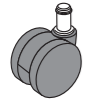
4. Instructions to Extend the Life of Product

Expendable Parts

ena is constructed so that parts which break or become worn over time can be replaced with new ones. Contact a dealer for parts replacement. An installation fee will be charged separately.



● Urethane caster



● Nylon caster

5. Specifications

Main materials and surface finish

Structural Part		Type	Surface Finish
Shell		Nylon	—
Seat	Covering material	Polyester	—
	Cushion	Urethane foam	—
	Core material	Polypropylene	—
Leg	Frame	Steel	Amino-alkyd resin coating or Polyester coating
Glide		Polyacetal	—
Caster		Urethane	—

* Note that product specifications may change without notice in order to improve them.